











33,452,771 Visits

30,550.48 Visits / Day

Jan 1, 2009 - Jan 31, 2009	0.12% (40,846)
Feb 1, 2009 - Feb 28, 2009	0.17% (56,948)
Mar 1, 2009 - Mar 31, 2009	0.27% (90,639)
Apr 1, 2009 - Apr 30, 2009	0.39% (130,204)
May 1, 2009 - May 31, 2009	0.47% (157,149)
Jun 1, 2009 - Jun 30, 2009	0.62% (205,765)
Jul 1, 2009 - Jul 31, 2009	0.73% (242,535)
Aug 1, 2009 - Aug 31, 2009	0.73% (244,559)
Sep 1, 2009 - Sep 30, 2009	0.89% (299,197)
Oct 1, 2009 - Oct 31, 2009	0.93% (312,444)
Nov 1, 2009 - Nov 30, 2009	1.05% (350,916)
Dec 1, 2009 - Dec 31, 2009	1.21% (405,110)
Jan 1, 2010 - Jan 31, 2010	1.23% (410,204)
Feb 1, 2010 - Feb 28, 2010	1.30% (435,154)
Mar 1, 2010 - Mar 31, 2010	1.55% (519,414)
Apr 1, 2010 - Apr 30, 2010	1.80% (603,758)
May 1, 2010 - May 31, 2010	2.47% (826,099)
Jun 1, 2010 - Jun 30, 2010	2.52% (843,108)
Jul 1, 2010 - Jul 31, 2010	2.41% (807,362)
Aug 1, 2010 - Aug 31, 2010	2.53% (845,697)
Sep 1, 2010 - Sep 30, 2010	3.05% (1,018,838)
Oct 1, 2010 - Oct 31, 2010	3.29% (1,100,245)
Nov 1, 2010 - Nov 30, 2010	3.44% (1,149,661)
Dec 1, 2010 - Dec 31, 2010	3.86% (1,289,777)
Jan 1, 2011 - Jan 31, 2011	3.66% (1,224,903)
Feb 1, 2011 - Feb 28, 2011	4.01% (1,341,997)

Mar 1, 2011 - Mar 31, 2011	 4.79% (1,602,132)
Apr 1, 2011 - Apr 30, 2011	 4.20% (1,404,335)
May 1, 2011 - May 31, 2011	 4.63% (1,550,223)
Jun 1, 2011 - Jun 30, 2011	 5.29% (1,769,733)
Jul 1, 2011 - Jul 31, 2011	 4.92% (1,646,956)
Aug 1, 2011 - Aug 31, 2011	 5.35% (1,788,158)
Sep 1, 2011 - Sep 30, 2011	 6.18% (2,067,175)
Oct 1, 2011 - Oct 31, 2011	 6.36% (2,128,609)
Nov 1, 2011 - Nov 30, 2011	 6.51% (2,179,274)
Dec 1, 2011 - Dec 31, 2011	 7.07% (2,363,647)